

Signify Classified - Internal
Cooper Lighting Solutions Photometric Lab
1121 Highway 74 South
Peachtree City, GA 30269



Scaled data based on original data using
LM-79-08 Approved Method: Electrical and Photometric Measurements of Solid-
State Lighting Products

Test Report Prepared for
Cooper Lighting Solutions
(formerly Eaton)

Brand: INVUE

Report Number: P870749

Luminaire Tested: **EMM2-HTN-SA2A-840-U-T2U-HSS**

Issue Date: 09/05/2024



Test Information

Test Method: LM-79-08
Report Number: P870749
Test Lab: INNOVATION CENTER(G3)
Issue Date: 09/05/2024
Manufacturer: COOPER LIGHTING SOLUTIONS (FORMERLY EATON)
Product Line: INVUE
Catalog Number: EMM2-HTN-SA2A-840-U-T2U-HSS
Description: EPIC MODERN TALL HOUSING DISCRETE LED ARRAYS 70W 80CRI 4000K
FIXTURE w/ TYPE II URBAN DISTRIBUTION OPTIC AND HOUSE SIDE SHIELD
Light Source: (20) 4000K CCT, 80 CRI LEDS
Ballast/Driver: ELECTRONIC DRIVER

Summary

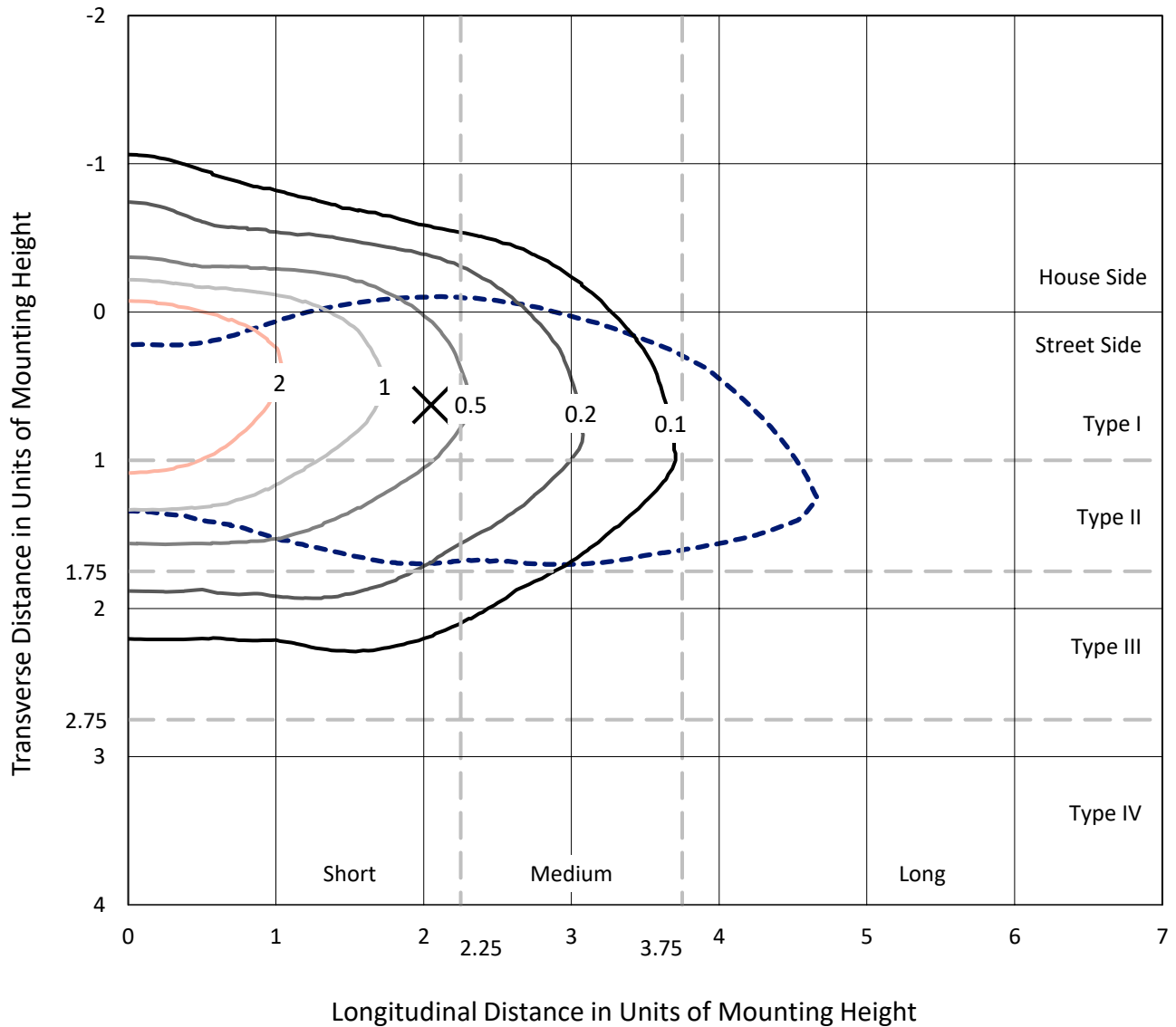
Lumens per Lamp: N/A
Luminaire Lumens: 6010.5 lumens
Efficiency: N/A
Efficacy: 98.5 lumens/watt
Luminous Opening: Rectangular (W 0.67' x L: 0.33' x H: 0')
IES Classification: Type II - Short
BUG Rating: B1 - U0 - G1

Input Watts (W): 61
Input Voltage (V): 120
Input Current (A_{in}): NR
Voltage Rise (V): NR
Power Factor: 0.99
Total Harmonic Distortion (THDi): 9.89%
Frequency (hertz): 60
Stabilization Time: NR
Operation Time: NR
Ambient Temperature (°C): NR
Test Distance: 24 FT

REPORT NUMBER: P870749
 CATALOG NUMBER: EMM2-HTN-SA2A-840-U-T2U-HSS

Iso-Footcandle Lines of Horizontal Illumination

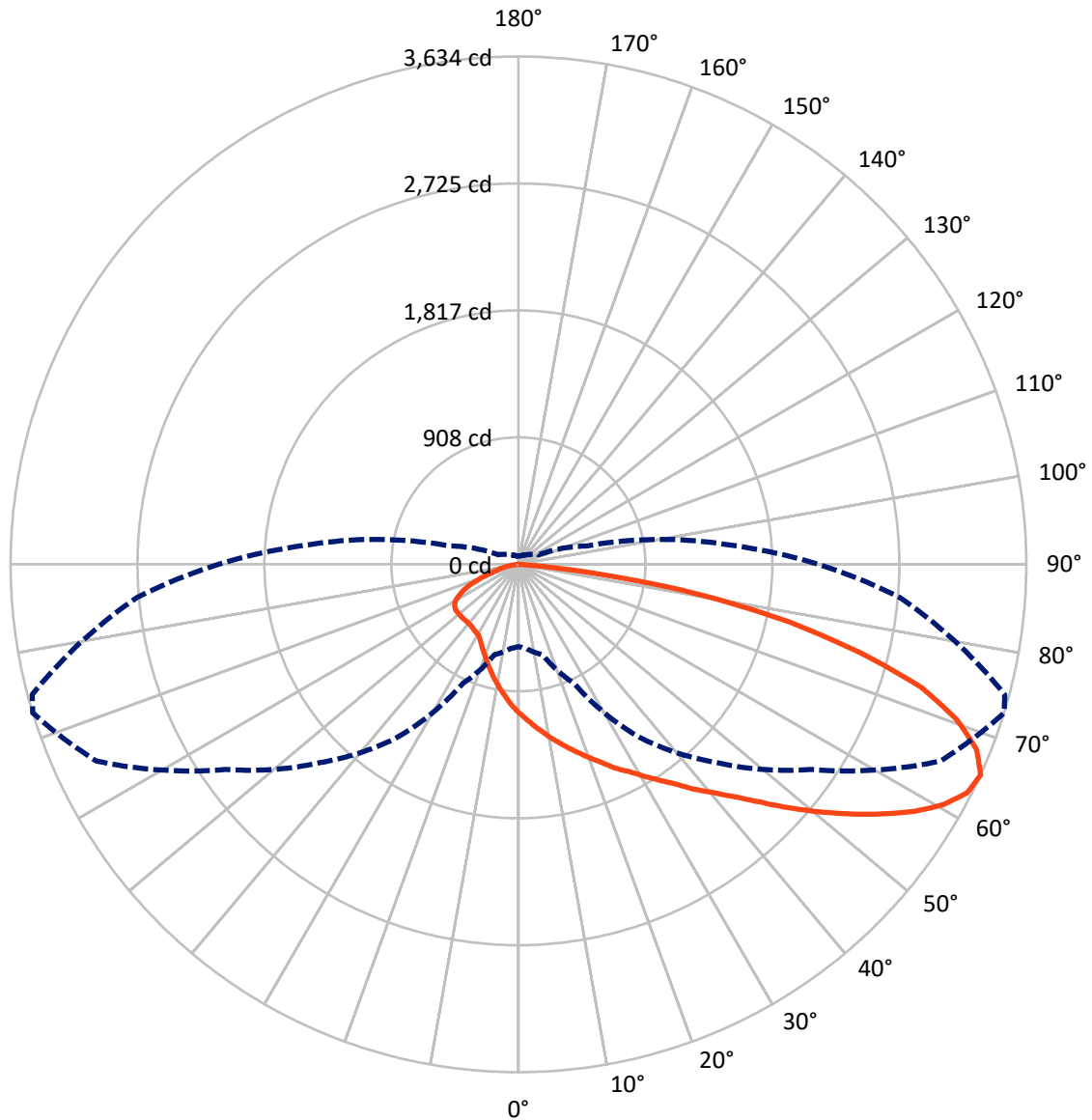
× Max cd
 - - - 1/2 Max cd



Based on 20 foot mounting height. Maximum calculated value = 4.3 fc
 Type II - Short - N/A

REPORT NUMBER: P870749
CATALOG NUMBER: EMM2-HTN-SA2A-840-U-T2U-HSS

Luminous Intensity Polar Plot



— Vertical Plane Through 73-Deg Lateral - - - Horizontal Cone Through 65-Deg Vertical

REPORT NUMBER: P870749

CATALOG NUMBER: EMM2-HTN-SA2A-840-U-T2U-HSS

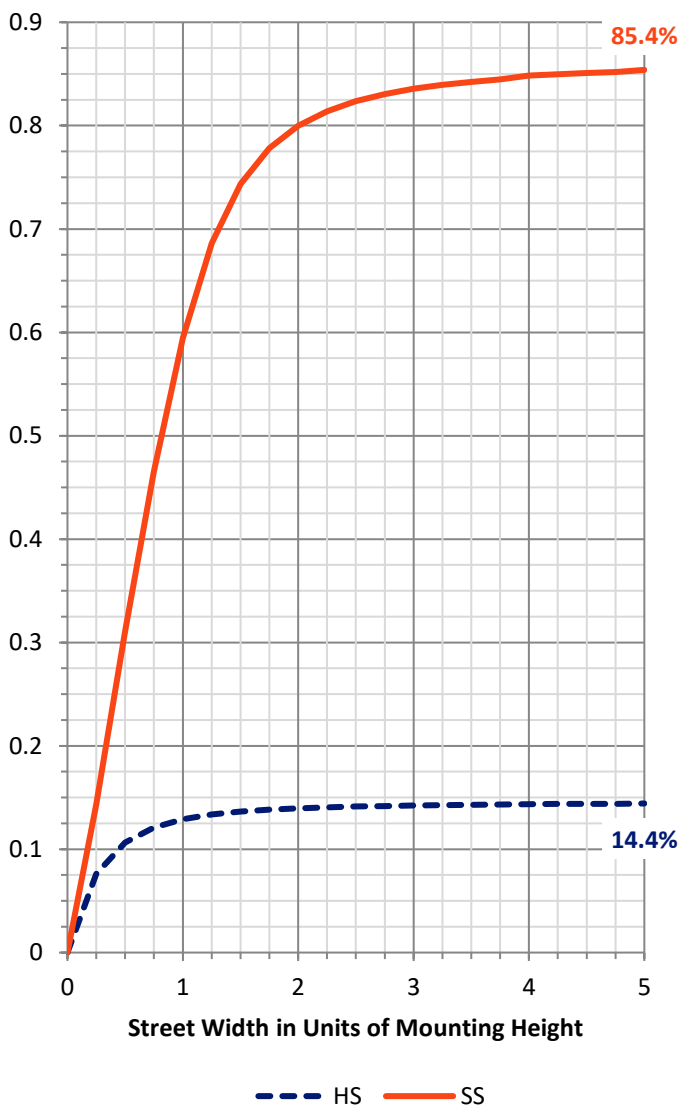
FLUX DISTRIBUTION:

		Downward	Upward	Total
House Side	Lumens	874.0	0.0	874.0
	% Fixture	14.5	0.0	14.5
Street Side	Lumens	5136.5	0.0	5136.5
	% Fixture	85.5	0.0	85.5
Total	Lumens	6010.5	0.0	6010.5
	% Fixture	100.0	0.0	100.0

ZONAL LUMENS:

Zone	Lumens	% Fixture
0°-10°	102.9	1.7
10°-20°	312.8	5.2
20°-30°	523.9	8.7
30°-40°	790.2	13.1
40°-50°	1116.6	18.6
50°-60°	1256.4	20.9
60°-70°	1126.6	18.7
70°-80°	685.2	11.4
80°-90°	95.9	1.6
90°-100°	0.0	0.0
100°-110°	0.0	0.0
110°-120°	0.0	0.0
120°-130°	0.0	0.0
130°-140°	0.0	0.0
140°-150°	0.0	0.0
150°-160°	0.0	0.0
160°-170°	0.0	0.0
170°-180°	0.0	0.0
0°-90°	6010.5	100.0
0°-180°	6010.5	100.0

Coefficient of Utilization



REPORT NUMBER: P870749

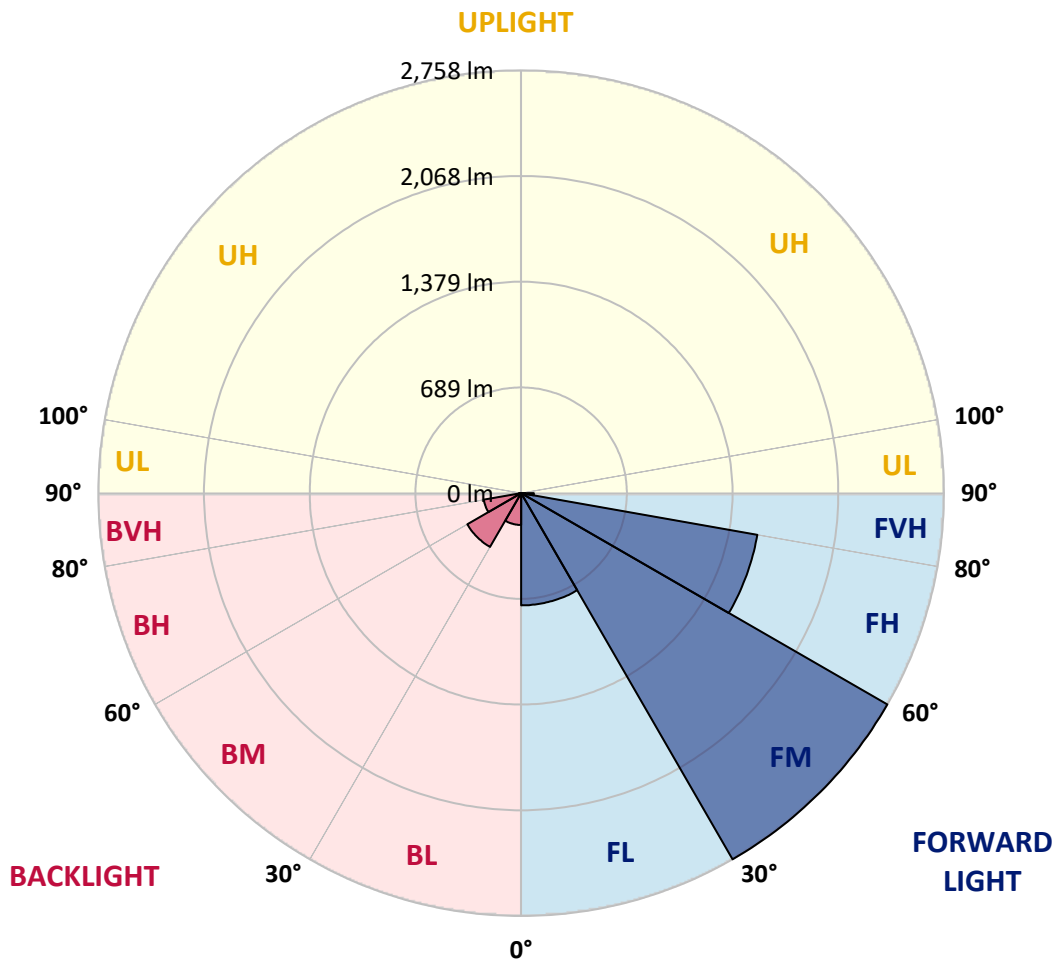
CATALOG NUMBER: EMM2-HTN-SA2A-840-U-T2U-HSS

LUMINAIRE CLASSIFICATION SYSTEM LUMEN TABLE AND BUG RATING:

Zone	Lumens	% Fixture	Zone Rating/Lumen Limit		
			B	U	G
FL (0°-30°)	731.9	12.2			
FM (30°-60°)	2757.9	45.9			
FH (60°-80°)	1564.3	26.0			G1/1800
FVH (80°-90°)	82.4	1.4			G1/100
BL (0°-30°)	207.6	3.5	B1/500		
BM (30°-60°)	405.3	6.7	B1/1000		
BH (60°-80°)	247.6	4.1	B1/500		G1/500
BVH (80°-90°)	13.5	0.2			G1/100
UL (90°-100°)	0.0	0.0		U0/0	
UH (100°-180°)	0.0	0.0		U0/0	

BUG Rating: B1-U0-G1

Type II Short





REPORT NUMBER: P870749

CATALOG NUMBER: EMM2-HTN-SA2A-840-U-T2U-HSS

CANDELA DISTRIBUTION (FULL):

	0°	5°	15°	25°	35°	45°	55°	65°	73°	75°	85°
0°	1066.3	1066.3	1066.3	1066.3	1066.3	1066.3	1066.3	1066.3	1066.3	1066.3	1066.3
2.5°	1230.7	1223.6	1213.0	1204.2	1188.3	1167.1	1149.4	1126.4	1110.5	1105.2	1082.2
5°	1409.3	1400.5	1388.1	1366.9	1324.4	1299.7	1253.7	1200.7	1158.2	1149.4	1096.3
7.5°	1593.2	1589.7	1561.4	1529.6	1478.3	1423.5	1352.7	1269.6	1207.7	1193.6	1112.2
10°	1748.8	1732.9	1717.0	1686.9	1632.1	1554.3	1462.4	1347.4	1260.8	1237.8	1128.2
12.5°	1842.5	1837.2	1823.1	1787.7	1734.7	1667.5	1557.9	1423.5	1312.1	1280.2	1144.1
15°	1911.5	1916.8	1902.7	1879.7	1824.9	1761.2	1655.1	1503.0	1366.9	1329.7	1161.8
17.5°	1976.9	1973.4	1971.6	1945.1	1895.6	1831.9	1724.1	1568.5	1421.7	1381.0	1179.4
20°	2014.1	2015.8	2012.3	2001.7	1953.9	1892.1	1791.3	1646.3	1481.8	1435.8	1202.4
22.5°	2033.5	2040.6	2047.7	2045.9	2007.0	1959.3	1854.9	1708.2	1543.7	1496.0	1230.7
25°	2045.9	2051.2	2067.1	2088.3	2053.0	2014.1	1925.7	1782.4	1616.2	1561.4	1264.3
27.5°	2056.5	2063.6	2083.0	2114.9	2086.6	2063.6	1987.5	1846.1	1678.1	1628.6	1303.2
30°	2125.5	2134.3	2134.3	2150.2	2118.4	2113.1	2056.5	1922.1	1755.9	1702.9	1352.7
32.5°	2307.6	2289.9	2258.1	2242.2	2166.1	2167.9	2123.7	1998.2	1839.0	1786.0	1414.6
35°	2465.0	2465.0	2426.1	2374.8	2252.8	2228.0	2201.5	2098.9	1929.2	1877.9	1496.0
37.5°	2617.1	2618.8	2578.1	2533.9	2394.2	2305.8	2291.7	2196.2	2040.6	1980.5	1580.8
40°	2712.5	2723.1	2712.5	2678.9	2544.6	2442.0	2380.1	2305.8	2146.7	2100.7	1678.1
42.5°	2728.5	2749.7	2788.6	2799.2	2654.2	2564.0	2493.3	2419.0	2274.0	2222.7	1789.5
45°	2687.8	2694.9	2781.5	2793.9	2735.5	2661.3	2613.5	2551.6	2426.1	2381.9	1913.3
47.5°	2576.4	2562.2	2592.3	2700.2	2723.1	2719.6	2732.0	2701.9	2602.9	2546.3	2049.4
50°	2337.7	2343.0	2440.2	2571.1	2650.6	2740.8	2820.4	2854.0	2781.5	2724.9	2196.2
52.5°	1902.7	1927.4	2113.1	2422.5	2560.5	2726.7	2884.1	2997.2	2967.2	2912.4	2341.2
55°	1563.2	1600.3	1786.0	2183.8	2436.7	2657.7	2921.2	3147.5	3152.8	3110.4	2473.8
57.5°	1223.6	1253.7	1450.0	1814.3	2259.9	2549.9	2926.5	3276.6	3336.7	3287.2	2590.5
60°	958.4	979.6	1094.6	1511.9	2042.4	2396.0	2887.6	3379.2	3492.3	3455.2	2691.3
62.5°	726.8	742.7	845.2	1195.4	1775.4	2215.7	2756.7	3416.3	3602.0	3566.6	2747.9
65°	588.8	603.0	670.2	939.0	1511.9	2007.0	2558.7	3331.4	3633.8	3602.0	2740.8
67.5°	481.0	486.3	541.1	732.1	1278.5	1771.8	2268.7	3110.4	3536.6	3534.8	2659.5
70°	389.0	403.2	449.1	583.5	1062.7	1501.3	1931.0	2763.8	3326.1	3343.8	2496.8
72.5°	330.7	334.2	374.9	482.7	866.5	1218.3	1598.5	2364.2	3016.7	3030.8	2242.2
75°	279.4	284.7	314.8	390.8	703.8	967.2	1285.5	1909.7	2525.1	2585.2	1888.5
77.5°	240.5	242.3	263.5	321.8	500.4	726.8	942.5	1432.3	1976.9	2019.4	1483.6
80°	189.2	192.7	215.7	254.6	348.4	472.1	650.7	979.6	1320.9	1368.6	1027.4
82.5°	88.4	99.0	104.3	139.7	182.1	233.4	307.7	408.5	597.7	595.9	479.2
85°	8.8	7.1	7.1	10.6	15.9	15.9	19.5	23.0	46.0	54.8	42.4
87.5°	0.0	0.0	0.0	1.8	3.5	3.5	3.5	5.3	5.3	5.3	5.3
90°	0.0	0.0	0.0	0.0	0.0	0.0	0.0	0.0	0.0	0.0	0.0



REPORT NUMBER: P870749

CATALOG NUMBER: EMM2-HTN-SA2A-840-U-T2U-HSS

CANDELA DISTRIBUTION (continued):

	90°	95°	105°	115°	125°	135°	145°	155°	165°	175°	180°
0°	1066.3	1066.3	1066.3	1066.3	1066.3	1066.3	1066.3	1066.3	1066.3	1066.3	1066.3
2.5°	1071.6	1055.7	1027.4	1000.8	983.2	969.0	946.0	931.9	921.3	907.1	905.4
5°	1068.0	1039.7	983.2	935.4	889.4	850.5	809.9	785.1	758.6	746.2	756.8
7.5°	1071.6	1025.6	937.2	864.7	795.7	733.8	680.8	647.2	622.4	610.1	611.8
10°	1073.3	1013.2	898.3	797.5	709.1	636.6	576.5	530.5	500.4	493.3	484.5
12.5°	1069.8	997.3	859.4	732.1	626.0	546.4	475.7	440.3	410.2	396.1	396.1
15°	1073.3	984.9	818.7	671.9	551.7	459.8	399.6	360.7	343.0	330.7	332.4
17.5°	1073.3	974.3	779.8	613.6	479.2	394.3	339.5	307.7	290.0	282.9	281.2
20°	1085.7	965.5	742.7	558.8	415.5	336.0	291.8	267.0	252.9	245.8	242.3
22.5°	1094.6	958.4	709.1	505.7	362.5	293.5	256.4	233.4	222.8	219.3	219.3
25°	1110.5	956.6	679.0	454.4	320.1	261.7	228.1	210.4	201.6	198.0	198.0
27.5°	1133.5	960.2	650.7	410.2	288.2	229.9	205.1	191.0	185.7	183.9	182.1
30°	1167.1	976.1	633.0	376.6	258.2	210.4	187.4	178.6	175.1	173.3	173.3
32.5°	1211.3	1004.4	626.0	359.0	240.5	194.5	175.1	168.0	164.4	164.4	162.7
35°	1266.1	1036.2	620.7	343.0	228.1	183.9	166.2	159.1	157.4	157.4	157.4
37.5°	1331.5	1069.8	611.8	332.4	221.0	175.1	159.1	152.1	152.1	152.1	152.1
40°	1404.0	1119.3	610.1	325.4	215.7	169.8	152.1	145.0	145.0	145.0	145.0
42.5°	1485.4	1172.4	608.3	320.1	212.2	166.2	145.0	137.9	137.9	137.9	137.9
45°	1584.4	1239.6	611.8	316.5	212.2	162.7	139.7	130.9	129.1	129.1	129.1
47.5°	1681.6	1303.2	615.4	313.0	208.7	157.4	132.6	123.8	122.0	120.2	120.2
50°	1786.0	1368.6	615.4	309.4	205.1	152.1	127.3	114.9	113.2	111.4	111.4
52.5°	1888.5	1423.5	617.1	304.1	196.3	143.2	118.5	107.9	104.3	102.6	100.8
55°	1987.5	1481.8	618.9	295.3	185.7	134.4	113.2	100.8	95.5	92.0	92.0
57.5°	2061.8	1529.6	610.1	277.6	171.5	125.5	104.3	92.0	84.9	81.3	81.3
60°	2132.5	1559.6	594.1	251.1	157.4	116.7	97.3	83.1	76.0	72.5	72.5
62.5°	2160.8	1564.9	557.0	205.1	139.7	107.9	88.4	76.0	70.7	69.0	69.0
65°	2144.9	1541.9	507.5	162.7	123.8	97.3	81.3	70.7	63.7	58.4	58.4
67.5°	2058.3	1462.4	440.3	129.1	107.9	88.4	74.3	63.7	56.6	51.3	51.3
70°	1893.8	1335.0	343.0	102.6	93.7	77.8	67.2	58.4	51.3	46.0	46.0
72.5°	1651.6	1158.2	249.3	86.6	81.3	69.0	60.1	53.0	46.0	42.4	42.4
75°	1361.6	893.0	176.8	74.3	72.5	61.9	54.8	47.7	42.4	38.9	38.9
77.5°	1022.1	622.4	137.9	65.4	63.7	56.6	49.5	44.2	38.9	37.1	35.4
80°	680.8	385.5	104.3	49.5	47.7	44.2	40.7	37.1	31.8	28.3	28.3
82.5°	304.1	162.7	53.0	28.3	24.8	21.2	17.7	12.4	12.4	10.6	10.6
85°	31.8	21.2	10.6	7.1	7.1	5.3	5.3	5.3	3.5	3.5	3.5
87.5°	5.3	5.3	3.5	3.5	3.5	1.8	1.8	1.8	1.8	1.8	1.8
90°	0.0	0.0	0.0	0.0	0.0	0.0	0.0	0.0	0.0	0.0	0.0

Cooper Lighting Solutions Photometric Lab
1121 Highway 74 South
Peachtree City, GA 30269



LM-79-2019: Approved Method: Electrical and Photometric Measurements of Solid-
State Lighting Products

Report Prepared for

Cooper Lighting Solutions

Streetworks

Report Number: SP1-2407-157-8

Test Date: 09/05/2024

Luminaire Tested: MEM2-HTN-SA-40-840-U-5WQ

Data in this report applies to families of products including MEM2-HTN-SA-40-840-U-5WQ

Test Information

Test Method: LM-79-2019
 Report Number: SP1-2407-157-8
 Test Lab: COOPER LIGHTING SOLUTIONS
 Photometer: SP1 - 76IN SPHERE
 Measurement Geometry: 4π
 Issue Date: 09/05/2024
 Manufacturer: COOPER LIGHTING SOLUTIONS
 Product Line: Streetworks
 Catalog Number: **MEM2-HTN-SA-40-840-U-5WQ**
 Description: Epic Modern Light Square 40W 5WQ Optic

Spectral Parameters

CCT (K): 3996
 CIE u': 0.2245
 CIE v': 0.5031
 Duv: 0.0012
 CIE x: 0.3815
 CIE y: 0.3799
 CIE z: 0.2386
 Peak Wavelength (nm): 449
 Dominant Wavelength (nm): 578
 Purity: 28.49233
 Rf: 82.6
 Rg: 95.1

CRI (Ra):	80.6		
R1:	78.1	R9:	-5.8
R2:	87.1	R10:	70.3
R3:	94.5	R11:	78.7
R4:	79.7	R12:	60.5
R5:	78.7	R13:	80.2
R6:	82.7	R14:	97.2
R7:	84.3	R15:	70.6
R8:	59.5		



Test Conditions

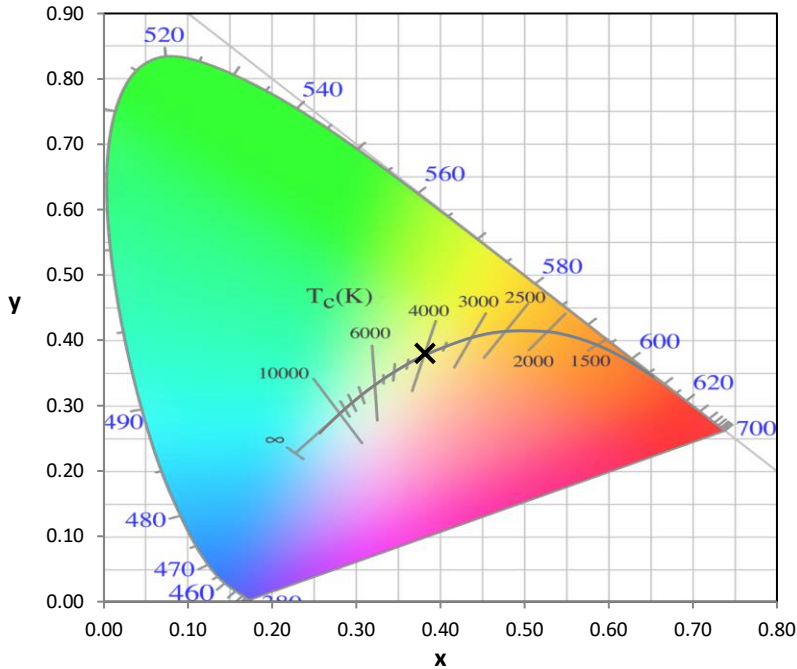
Stabilization Time: 29M
 Operation Time: 1H 29M
 Sphere Temperature (°C): 24.3

REPORT NUMBER: SP1-2407-157-8

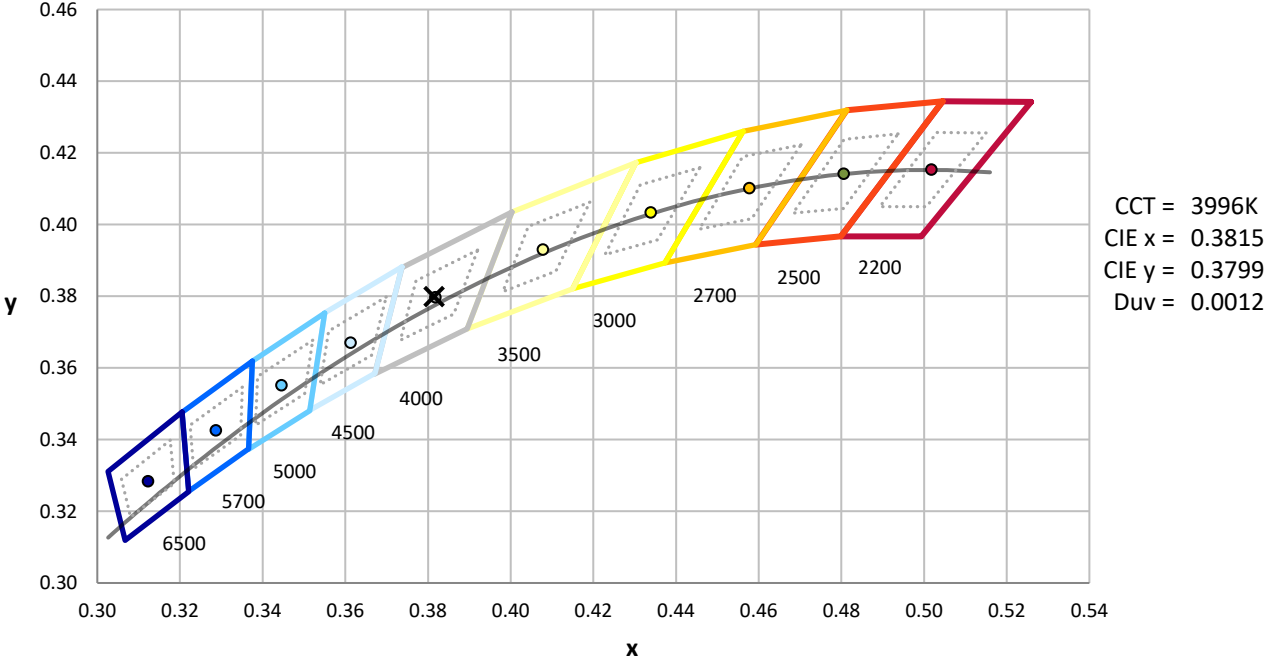
Measurement and Test Equipment			
Instrument	Identification Number	Calibration Date	Calibration Due Date
Photometer	IN0058	6/18/2024	12/18/2024
Power Meter	INXT2011004	2/8/2024	2/8/2025
AC Power Source	IN0063	10/24/2023	10/24/2024
DC Power Source	IN0208	10/24/2023	10/24/2024
Sphere Thermometer	IN0085	10/24/2023	10/24/2024
Room Thermometer	IN0046	10/24/2023	10/24/2024

REPORT NUMBER: SP1-2407-157-8

CIE 1931 Chromaticity Diagram



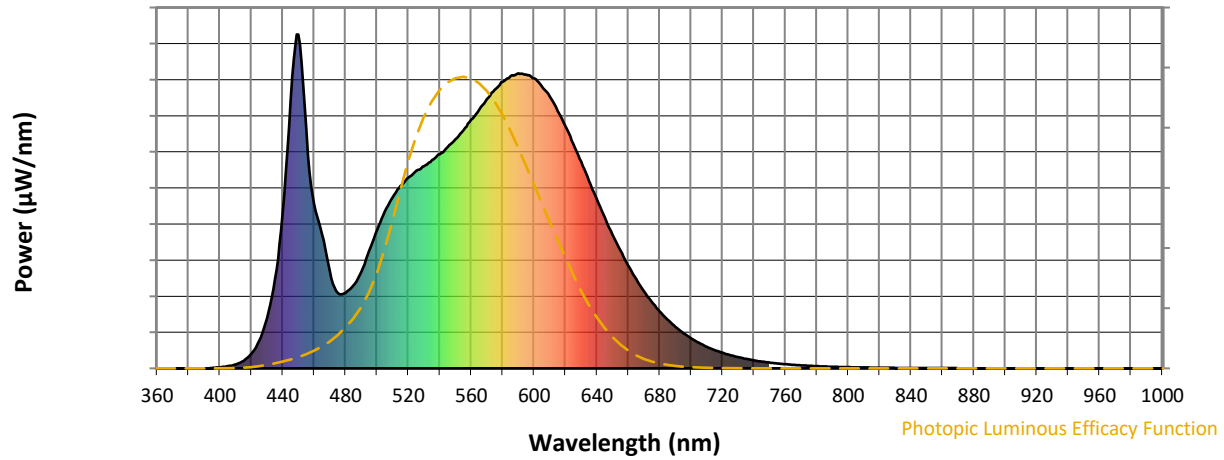
CIE 1931 Chromaticity Diagram with 2017 ANSI 7-Step and 4-Step Quadrangles



Point lies inside the ANSI 4000K 4-step quadrangle

REPORT NUMBER: SP1-2407-157-8

Photopic Flux vs. Wavelength



Photopic Lumens: NR

λ (nm)	Power W [^] /nm	Lumens (ϕ /nm)	λ (nm)	Power W [^] /nm	Lumens (ϕ /nm)	λ (nm)	Power W [^] /nm	Lumens (ϕ /nm)	λ (nm)	Power W [^] /nm	Lumens (ϕ /nm)	λ (nm)	Power W [^] /nm	Lumens (ϕ /nm)
360	0	NR	490	289	NR	620	725	NR	750	17	NR	880	0	NR
365	0	NR	495	351	NR	625	673	NR	755	15	NR	885	0	NR
370	0	NR	500	414	NR	630	619	NR	760	13	NR	890	0	NR
375	0	NR	505	470	NR	635	562	NR	765	11	NR	895	0	NR
380	0	NR	510	513	NR	640	506	NR	770	9	NR	900	0	NR
385	0	NR	515	546	NR	645	452	NR	775	8	NR	905	0	NR
390	0	NR	520	571	NR	650	400	NR	780	7	NR	910	0	NR
395	1	NR	525	592	NR	655	352	NR	785	6	NR	915	0	NR
400	3	NR	530	606	NR	660	307	NR	790	5	NR	920	0	NR
405	6	NR	535	624	NR	665	267	NR	795	4	NR	925	0	NR
410	12	NR	540	642	NR	670	231	NR	800	4	NR	930	0	NR
415	22	NR	545	663	NR	675	199	NR	805	3	NR	935	0	NR
420	44	NR	550	686	NR	680	171	NR	810	3	NR	940	0	NR
425	83	NR	555	713	NR	685	146	NR	815	2	NR	945	0	NR
430	150	NR	560	745	NR	690	125	NR	820	2	NR	950	0	NR
435	267	NR	565	774	NR	695	106	NR	825	2	NR	955	0	NR
440	466	NR	570	806	NR	700	90	NR	830	1	NR	960	0	NR
445	804	NR	575	835	NR	705	76	NR	835	1	NR	965	0	NR
450	1000	NR	580	858	NR	710	65	NR	840	1	NR	970	0	NR
455	715	NR	585	875	NR	715	55	NR	845	1	NR	975	0	NR
460	492	NR	590	884	NR	720	47	NR	850	1	NR	980	0	NR
465	402	NR	595	880	NR	725	40	NR	855	1	NR	985	0	NR
470	288	NR	600	868	NR	730	34	NR	860	1	NR	990	0	NR
475	226	NR	605	844	NR	735	28	NR	865	1	NR	995	0	NR
480	227	NR	610	814	NR	740	24	NR	870	0	NR	1000	0	NR
485	248	NR	615	771	NR	745	20	NR	875	0	NR			

REPORT NUMBER: SP1-2407-157-8

Scotopic Flux vs. Wavelength



Scotopic Lumens: NR

S/P: 1.66

λ (nm)	Power W [^] /nm	Lumens (φ/nm)	λ (nm)	Power W [^] /nm	Lumens (φ/nm)	λ (nm)	Power W [^] /nm	Lumens (φ/nm)	λ (nm)	Power W [^] /nm	Lumens (φ/nm)	λ (nm)	Power W [^] /nm	Lumens (φ/nm)
360	0	NR	490	289	NR	620	725	NR	750	17	NR	880	0	NR
365	0	NR	495	351	NR	625	673	NR	755	15	NR	885	0	NR
370	0	NR	500	414	NR	630	619	NR	760	13	NR	890	0	NR
375	0	NR	505	470	NR	635	562	NR	765	11	NR	895	0	NR
380	0	NR	510	513	NR	640	506	NR	770	9	NR	900	0	NR
385	0	NR	515	546	NR	645	452	NR	775	8	NR	905	0	NR
390	0	NR	520	571	NR	650	400	NR	780	7	NR	910	0	NR
395	1	NR	525	592	NR	655	352	NR	785	6	NR	915	0	NR
400	3	NR	530	606	NR	660	307	NR	790	5	NR	920	0	NR
405	6	NR	535	624	NR	665	267	NR	795	4	NR	925	0	NR
410	12	NR	540	642	NR	670	231	NR	800	4	NR	930	0	NR
415	22	NR	545	663	NR	675	199	NR	805	3	NR	935	0	NR
420	44	NR	550	686	NR	680	171	NR	810	3	NR	940	0	NR
425	83	NR	555	713	NR	685	146	NR	815	2	NR	945	0	NR
430	150	NR	560	745	NR	690	125	NR	820	2	NR	950	0	NR
435	267	NR	565	774	NR	695	106	NR	825	2	NR	955	0	NR
440	466	NR	570	806	NR	700	90	NR	830	1	NR	960	0	NR
445	804	NR	575	835	NR	705	76	NR	835	1	NR	965	0	NR
450	1000	NR	580	858	NR	710	65	NR	840	1	NR	970	0	NR
455	715	NR	585	875	NR	715	55	NR	845	1	NR	975	0	NR
460	492	NR	590	884	NR	720	47	NR	850	1	NR	980	0	NR
465	402	NR	595	880	NR	725	40	NR	855	1	NR	985	0	NR
470	288	NR	600	868	NR	730	34	NR	860	1	NR	990	0	NR
475	226	NR	605	844	NR	735	28	NR	865	1	NR	995	0	NR
480	227	NR	610	814	NR	740	24	NR	870	0	NR	1000	0	NR
485	248	NR	615	771	NR	745	20	NR	875	0	NR			

REPORT NUMBER: SP1-2407-157-8

Melanopic Flux vs. Wavelength



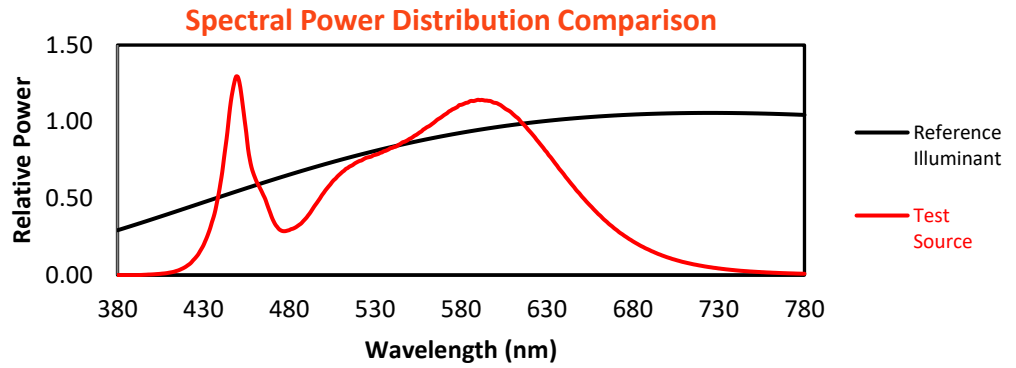
Melanopic Lumens: NR

M/P: 3.37

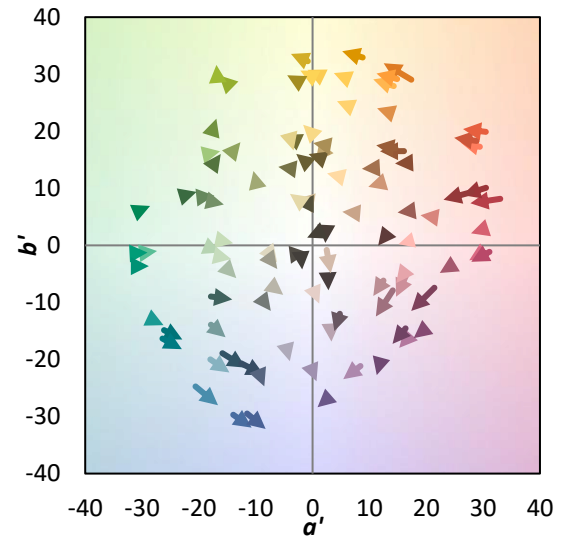
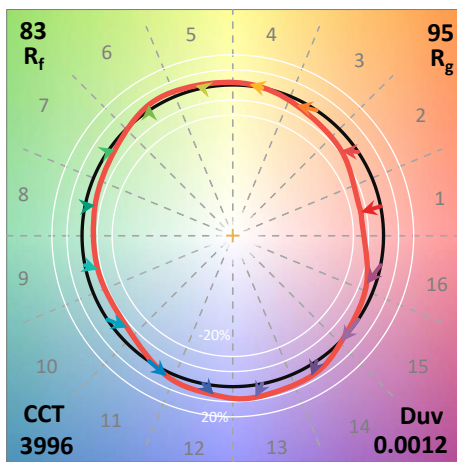
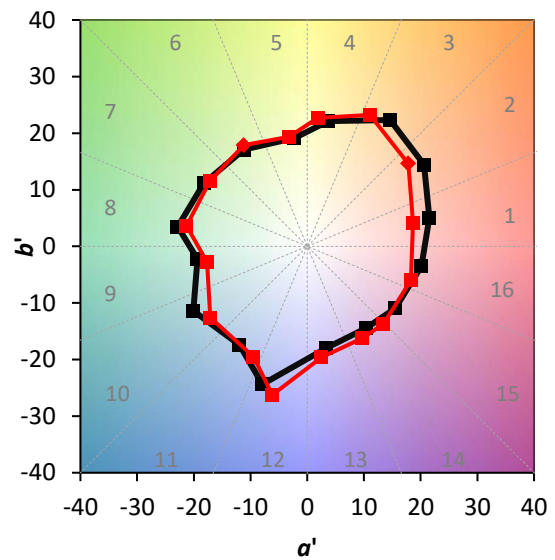
λ (nm)	Power W [^] /nm	Lumens (φ/nm)	λ (nm)	Power W [^] /nm	Lumens (φ/nm)	λ (nm)	Power W [^] /nm	Lumens (φ/nm)	λ (nm)	Power W [^] /nm	Lumens (φ/nm)	λ (nm)	Power W [^] /nm	Lumens (φ/nm)
360	0	NR	490	289	NR	620	725	NR	750	17	NR	880	0	NR
365	0	NR	495	351	NR	625	673	NR	755	15	NR	885	0	NR
370	0	NR	500	414	NR	630	619	NR	760	13	NR	890	0	NR
375	0	NR	505	470	NR	635	562	NR	765	11	NR	895	0	NR
380	0	NR	510	513	NR	640	506	NR	770	9	NR	900	0	NR
385	0	NR	515	546	NR	645	452	NR	775	8	NR	905	0	NR
390	0	NR	520	571	NR	650	400	NR	780	7	NR	910	0	NR
395	1	NR	525	592	NR	655	352	NR	785	6	NR	915	0	NR
400	3	NR	530	606	NR	660	307	NR	790	5	NR	920	0	NR
405	6	NR	535	624	NR	665	267	NR	795	4	NR	925	0	NR
410	12	NR	540	642	NR	670	231	NR	800	4	NR	930	0	NR
415	22	NR	545	663	NR	675	199	NR	805	3	NR	935	0	NR
420	44	NR	550	686	NR	680	171	NR	810	3	NR	940	0	NR
425	83	NR	555	713	NR	685	146	NR	815	2	NR	945	0	NR
430	150	NR	560	745	NR	690	125	NR	820	2	NR	950	0	NR
435	267	NR	565	774	NR	695	106	NR	825	2	NR	955	0	NR
440	466	NR	570	806	NR	700	90	NR	830	1	NR	960	0	NR
445	804	NR	575	835	NR	705	76	NR	835	1	NR	965	0	NR
450	1000	NR	580	858	NR	710	65	NR	840	1	NR	970	0	NR
455	715	NR	585	875	NR	715	55	NR	845	1	NR	975	0	NR
460	492	NR	590	884	NR	720	47	NR	850	1	NR	980	0	NR
465	402	NR	595	880	NR	725	40	NR	855	1	NR	985	0	NR
470	288	NR	600	868	NR	730	34	NR	860	1	NR	990	0	NR
475	226	NR	605	844	NR	735	28	NR	865	1	NR	995	0	NR
480	227	NR	610	814	NR	740	24	NR	870	0	NR	1000	0	NR
485	248	NR	615	771	NR	745	20	NR	875	0	NR			

Summary

$R_f = 82.6$
 $R_g = 95.1$
 CIE $R_a = 80.6$
 $R_9 = -5.8$

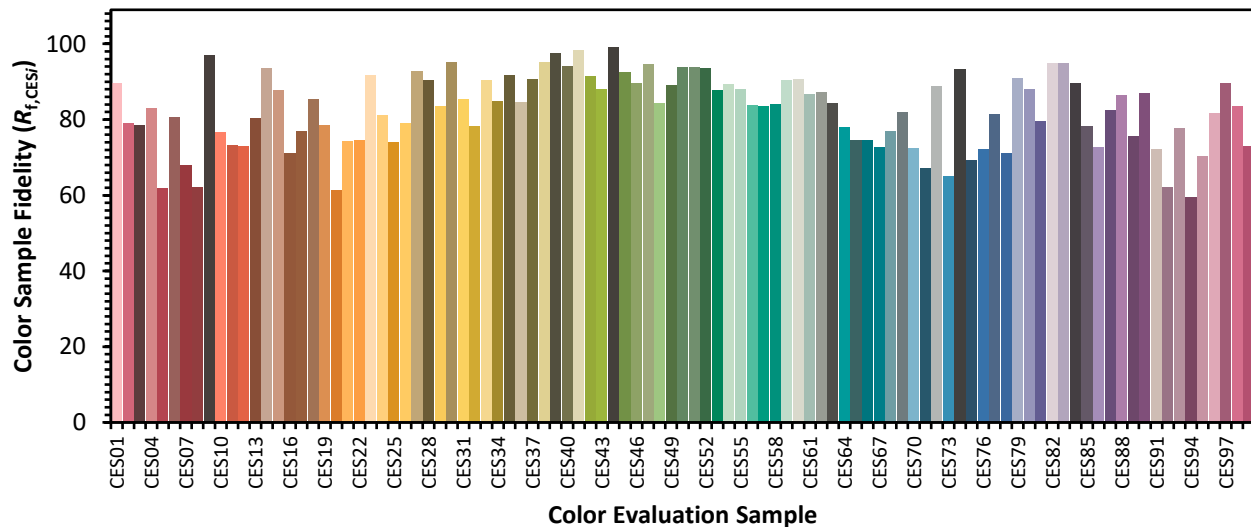


Color Vector Graphics

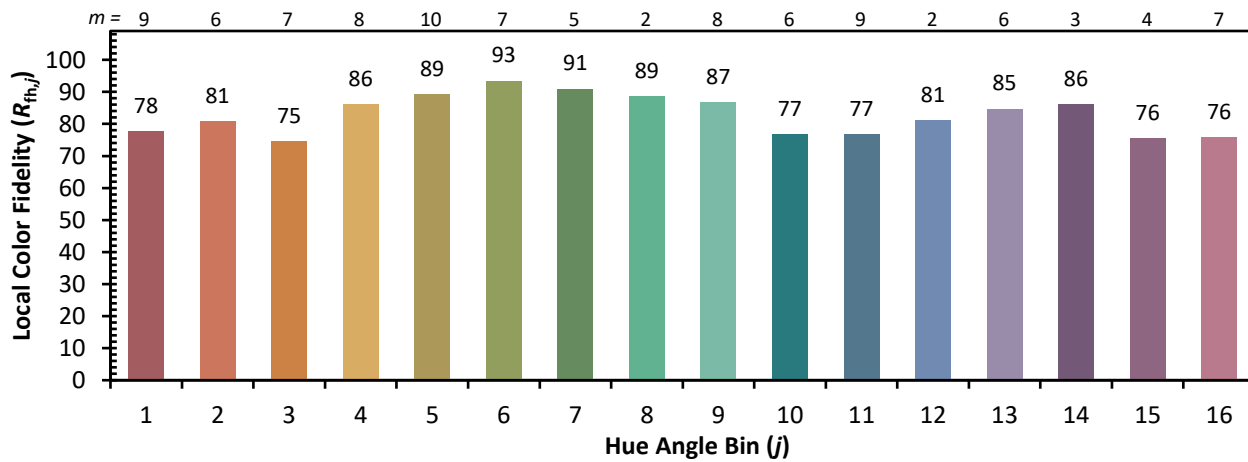


Individual Sample Fidelity Index ($R_{f,i}$)

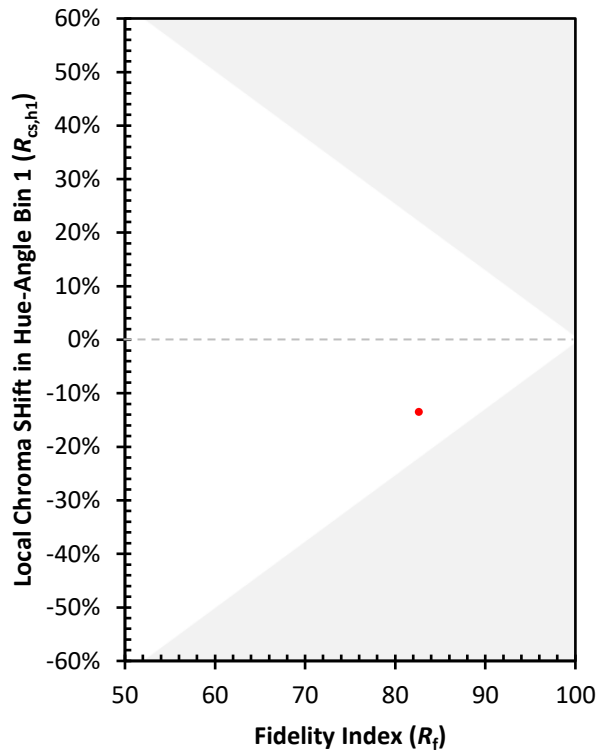
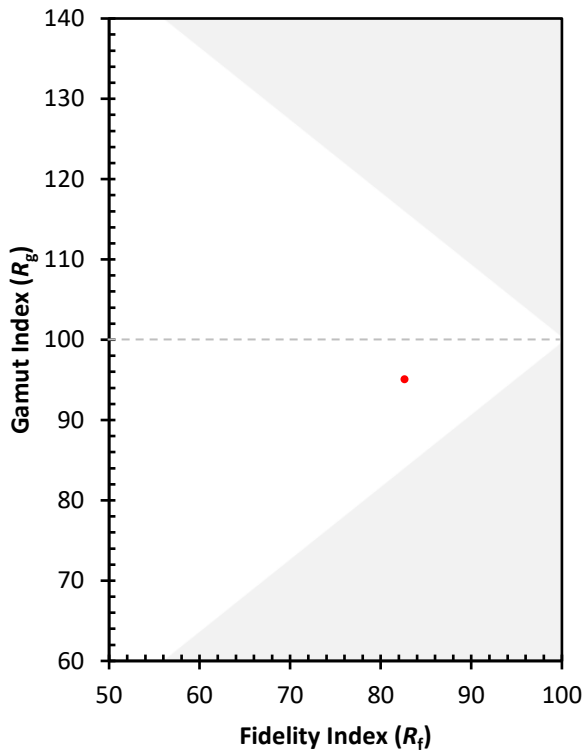
CES01 = 85	CES26 = 79	CES51 = 94	CES76 = 72
CES02 = 61	CES27 = 93	CES52 = 94	CES77 = 82
CES03 = 31	CES28 = 90	CES53 = 88	CES78 = 71
CES04 = 69	CES29 = 83	CES54 = 89	CES79 = 91
CES05 = 48	CES30 = 95	CES55 = 88	CES80 = 88
CES06 = 50	CES31 = 86	CES56 = 84	CES81 = 80
CES07 = 40	CES32 = 78	CES57 = 84	CES82 = 95
CES08 = 39	CES33 = 90	CES58 = 84	CES83 = 95
CES09 = 29	CES34 = 85	CES59 = 90	CES84 = 90
CES10 = 74	CES35 = 92	CES60 = 91	CES85 = 78
CES11 = 57	CES36 = 85	CES61 = 87	CES86 = 73
CES12 = 63	CES37 = 91	CES62 = 87	CES87 = 83
CES13 = 42	CES38 = 95	CES63 = 84	CES88 = 86
CES14 = 74	CES39 = 98	CES64 = 78	CES89 = 76
CES15 = 71	CES40 = 94	CES65 = 75	CES90 = 87
CES16 = 46	CES41 = 98	CES66 = 75	CES91 = 72
CES17 = 49	CES42 = 92	CES67 = 73	CES92 = 62
CES18 = 56	CES43 = 88	CES68 = 77	CES93 = 78
CES19 = 71	CES44 = 99	CES69 = 82	CES94 = 60
CES20 = 65	CES45 = 93	CES70 = 72	CES95 = 70
CES21 = 86	CES46 = 90	CES71 = 67	CES96 = 82
CES22 = 78	CES47 = 95	CES72 = 89	CES97 = 90
CES23 = 91	CES48 = 84	CES73 = 65	CES98 = 84
CES24 = 90	CES49 = 89	CES74 = 93	CES99 = 73
CES25 = 71	CES50 = 94	CES75 = 69	



Color Rendition by Hue-Angle Bin



Measure Comparisons



(END OF REPORT)